


























Senior Secondary Attainment Profile 2014–2018

Elizabeth College

	Numbers						Percentage of Year 12 school students aged 15-19 who...					
	2014	2015	2016	2017	2018		2014	2015	2016	2017	2018	
Key Indicators												
Year 12 students aged 15-19	427	376	401	450	420							
Achieved TCE	268	265	302	337	306		63%	70%	75%	75%	73%	
Achieved an ATAR	196	150	170	184	159		46%	40%	42%	41%	38%	
Patterns of Participation and Attainment												
Completed at least 120 credits points previously	301	279	311	347	322		70%	74%	78%	77%	77%	
Did at least four TASC Level 3 or above courses	273	214	228	239	220		64%	57%	57%	53%	52%	
Did at least one TASC Level 3 or above course	360	301	328	341	319		84%	80%	82%	76%	76%	
Did some Maths at TASC Level 3 or above	182	163	161	174	191		43%	43%	40%	39%	45%	
Did some Science at TASC Level 3 or above	155	122	124	160	132		36%	32%	31%	36%	31%	
Did some VET	268	201	216	278	263		63%	53%	54%	62%	63%	
Did some VET and have an ATAR	108	59	69	90	75		25%	16%	17%	20%	18%	
Proportion of VET units forming part of a certificate	0.31	0.45	0.36	0.42	0.41							
Average Participation and Attainment Measures												
Average credit points this year	69.1	62.0	60.2	59.8	60.0							
Average credit points from TASC Level 1-4 courses	116.5	107.0	113.0	107.0	106.8							
Average credit points from VET	13.2	15.4	12.6	16.9	15.5							
Mean ATAR	78.1	77.8	75.6	77.2	76.6							
Median ATAR	80.8	79.5	79.1	78.6	79.9							
Student Cohort												
Year 12 students (All)	438	393	415	468	442							
Year 12 students (Australian Residents)	432	379	406	454	423							
Year 12 students over 19 years old	5	3	5	4	3							
Female Year 12 students aged 15-19	226	201	209	226	214							
Male Year 12 students aged 15-19	201	175	192	224	206							
Socioeconomic Context												
Mean SES advantage / disadvantage	974.6	962.4	951.9	953.1	947.6							
Mean Remoteness	2.2	2.1	2.1	2.3	2.2							

Explanatory Notes

The Senior Secondary Attainment Profiles recognises Year 12 student attainment in schools and assists monitoring patterns over time. This report may be used to assist review of how the Year 12 student cohort is changing over time, and how various patterns of participation are contributing to key indicators of attainment. A subset of this information concerning numbers of Year 12 students and TCE attainment is reproduced on the ACARA My school website.

Year 12 students aged 15-19: Students enrolled at a school in Year 12/13 who were Australian citizens and completed at least 1 credit point.

Achieved TCE: Year 12/13 Students aged 15-19 years old, Australian citizens who were awarded the TCE in any year. The TCE can be gained through participation and achievement (120 credit points with at least 80 at level 2 or above) in VET, TASC accredited senior secondary courses or TASC recognised courses and meet the everyday adult reading, writing, mathematics, use of computers and the internet.

Achieved an ATAR: ATAR (Australian Tertiary Admission Rank) is used for direct entry to university. This measure includes Year 12/13 Students aged 15-19 years old, Australian citizens who have met the requirements for an ATAR. Since 2016, TCE attainment has been a requirement for ATAR attainment. Eligibility requirements for an ATAR can be found on the TASC website.

Completed at least 120 credit points previously: Students who completed the equivalent of two years of 'full-time' study.

Did TASC Level 3 or above courses: TASC Level 3 or above courses are those that include assessment external to the school, and may contribute to student ATAR calculations.

Did some VET: Students who successfully completed at least one unit of competence in Vocational Education and Training (VET). This includes student VET activity in the reported year or prior, and includes activity undertaken independent of the school provision.

Mean SES advantage / disadvantage: Estimated from ABS Socio-Economic Indexes for Areas (SEIFA) data linked by address. Values are standardised for Australia, with average of 1000 and standard deviation of 100. Values lower than 900 are in the bottom 16% of Australian values.

Mean Remoteness: Estimated from Accessibility/Remoteness Index of Australia (ARIA) data linked by address.

Caution on comparisons: Percentages are based upon the Year 12/13 students aged 15-19, Australian citizens within the school. These figures are not directly comparable with Tasmanian state values. School figures are based only on those students already engaging with Year 12, and hence tend to result in higher values than would be obtained using a "potential" Year 12 student population. State values are available at: <https://www.tasc.tas.gov.au/about/data/tce-statistics/>, noting however this caution on comparisons.

NR: Not reported when the value is based on fewer than 5 students.