






	Numbers					Time Series	Percentage of Year 10 Cohort					Time Series	Trend Indicator	
	Year 10	2011	2012	2013	2014		2015	2011	2012	2013	2014			2015
	Year 12	2013	2014	2015	2016		2017	2013	2014	2015	2016			2017
Year 10 Cohort	13	14	13	21	10									
Year 11 Students	9	13	8	17	10		69%	93%	62%	81%	100%		15.0	
Year 12 Students	6	12	4	11	8		46%	86%	31%	52%	80%		19.2	
Achieved TCE	2	6	NR	7	8		15%	43%	NR	33%	80%		NR	
Achieved an ATAR	0	2	NR	3	3		0%	14%	NR	14%	30%		NR	
Attained VET Certificate	3	8	NR	2	4		23%	57%	NR	10%	40%		NR	

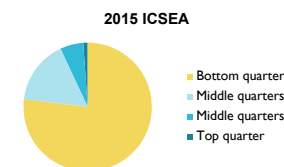
Student Background

Index of Community Socio-Educational Advantage (ICSEA)

	2014	2015
School ICSEA Value	859	862

Distribution of Students (2015)

Bottom	Middle	Top
77%	16% 6%	1%



Explanatory Notes

Direct Continuation: a student must achieve at least 1 credit point towards their TCE in the next year to be considered a direct continuation. The study can be at any Tasmanian school or Registered Training Organisation.

Year 10 Cohort: Students registered with TASC at the school.

Year 11 Students: Students who directly continued into Year 11 in the year after Year 10.

Year 12 Students: Students who directly continued into Year 12 two years after Year 10.

TCE: Attained the Tasmanian Certificate of Education two years after Year 10.

ATAR: Attained an Australian Tertiary Admission Rank two years after Year 10.

VET: Attained a Vocational Education and Training Certificate within two years after Year 10.

Values of NR: Not reported for results based on cohorts of fewer than 5 students in Year 10, 11 or 12.

Trend indicators balance short-term change from the previous year, with longer-term change over five years. These are calculated using the average of the three slopes for Year 10 cohorts from 2014-2015, 2013-2015, and 2010-2015. Values where this average slope exceeds $\pm 1.0\%$ per year are highlighted.

ICSEA: The index of community socio-educational advantage (ICSEA) was created by the Australian Curriculum, Assessment and Reporting Authority (ACARA). ICSEA provides an indication of the socio-educational backgrounds of students. ICSEA isn't a school rating. ICSEA is a scale which allows for fair and reasonable comparisons among Australian schools with similar students. Values are standardised for Australia, with an average of 1000 and standard deviation of 100. Values lower than 900 are in the bottom 16% of Australian values, and values lower than 950 are in the bottom 31% of Australian values. Further information is available at

<http://www.acara.edu.au>