

Appendix 3. Marker survey responses 2018

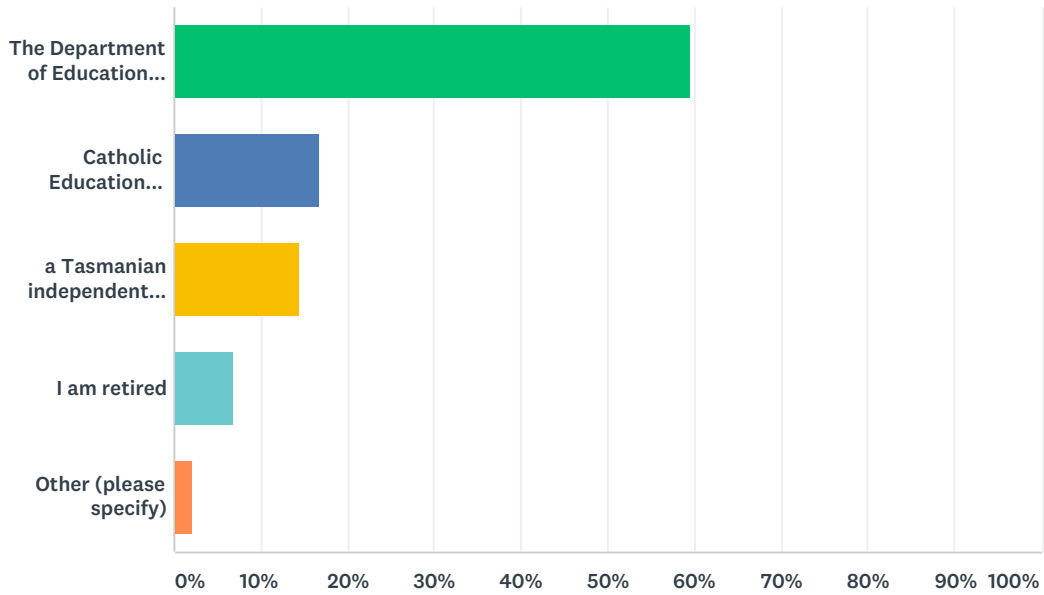
Q1 Your details

Answered: 106 Skipped: 80

ANSWER CHOICES	RESPONSES	
First name (optional)	100.00%	106
Last name (optional)	96.23%	102
Address	0.00%	0
Address 2	0.00%	0
City/Town	0.00%	0
State/Province	0.00%	0
ZIP/Postal Code	0.00%	0
Country	0.00%	0
Email address (optional)	87.74%	93
Phone number (optional)	47.17%	50

Q2 What best describes your current, usual employer.

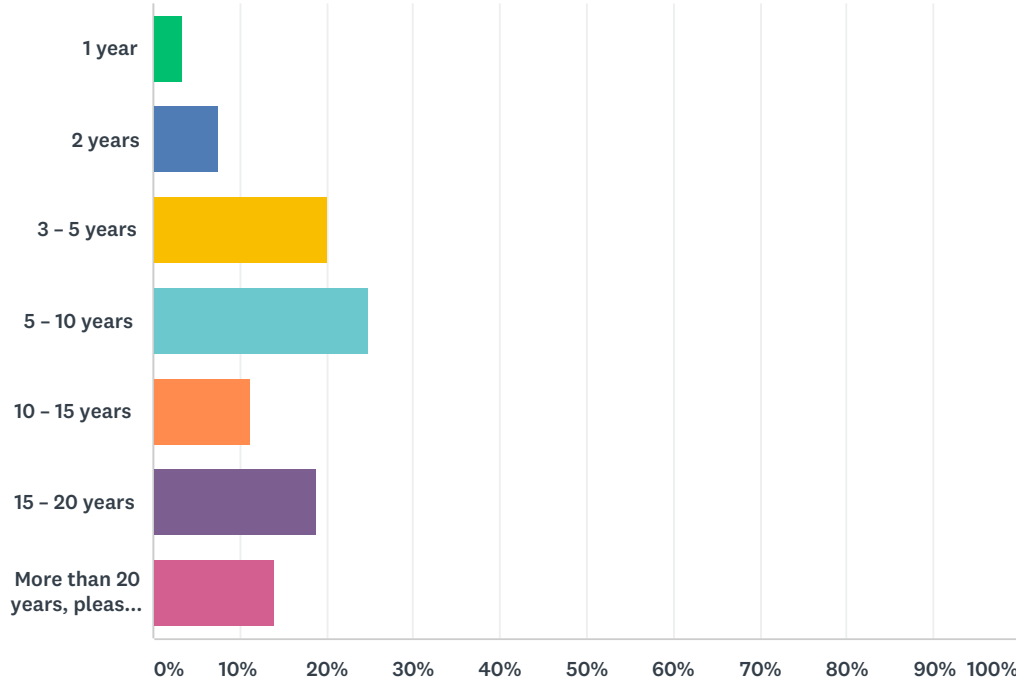
Answered: 186 Skipped: 0



ANSWER CHOICES	RESPONSES	
The Department of Education, Tasmania	59.68%	111
Catholic Education Tasmania	16.67%	31
a Tasmanian independent school	14.52%	27
I am retired	6.99%	13
Other (please specify)	2.15%	4
TOTAL		186

Q3 How many years have you worked with TASC?

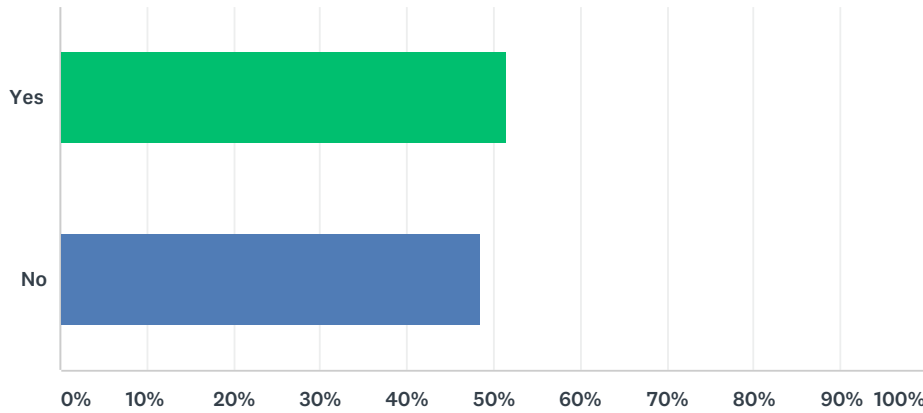
Answered: 185 Skipped: 1



ANSWER CHOICES	RESPONSES	
1 year	3.24%	6
2 years	7.57%	14
3 - 5 years	20.00%	37
5 - 10 years	24.86%	46
10 - 15 years	11.35%	21
15 - 20 years	18.92%	35
More than 20 years, please specify	14.05%	26
TOTAL		185

Q4 Did you find the changed process to apply for TASC positions simple to understand?

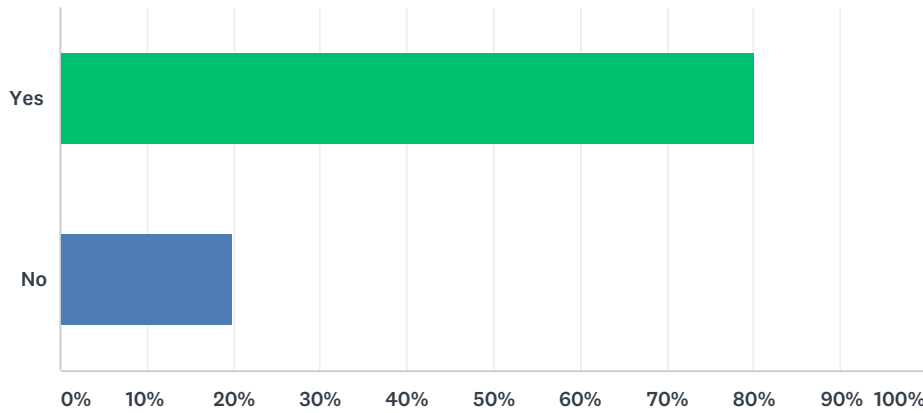
Answered: 179 Skipped: 7



ANSWER CHOICES	RESPONSES	
Yes	51.40%	92
No	48.60%	87
TOTAL		179

Q5 Do you think the recruitment process could start earlier in the year?

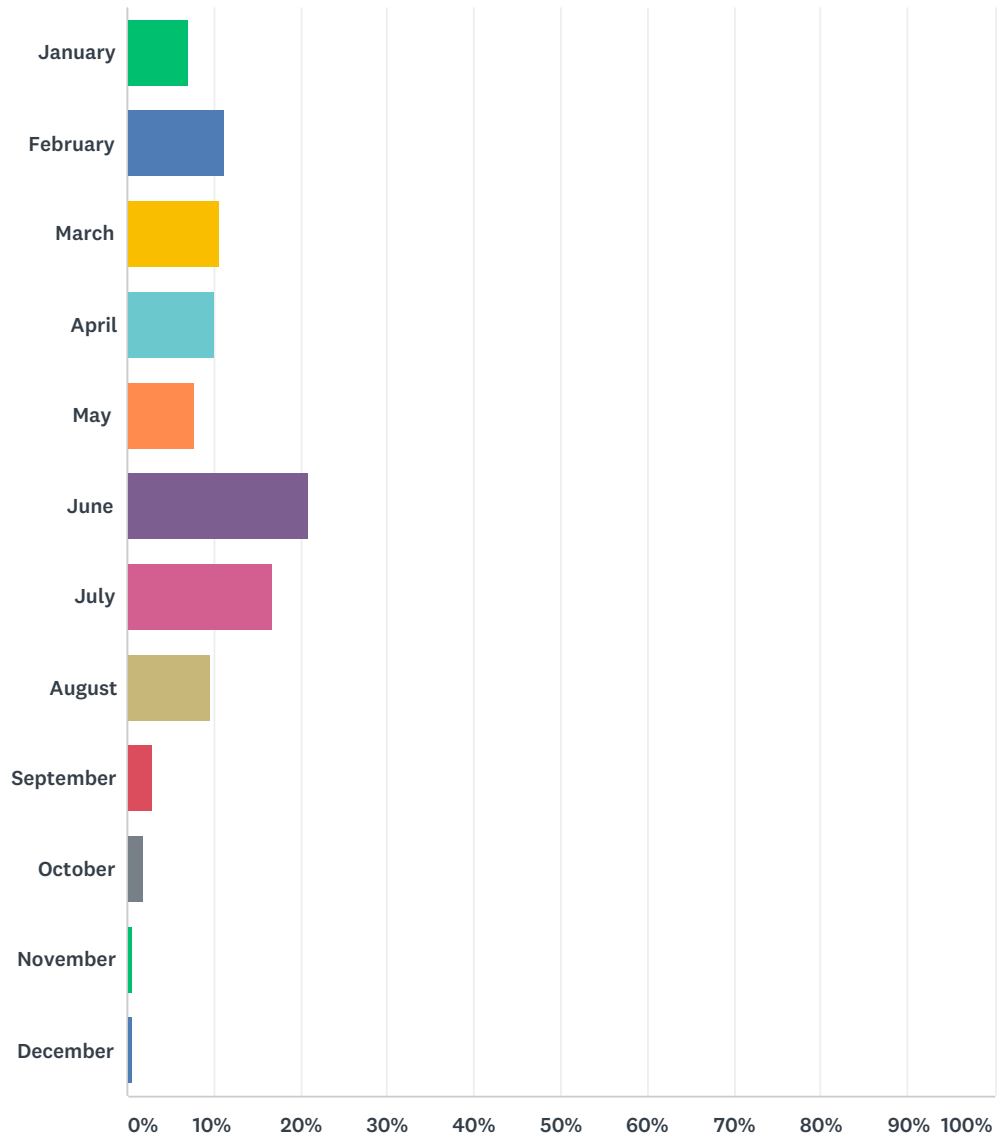
Answered: 177 Skipped: 9



ANSWER CHOICES	RESPONSES	
Yes	80.23%	142
No	19.77%	35
TOTAL		177

Q6 When do you think the recruitment process could start?

Answered: 168 Skipped: 18



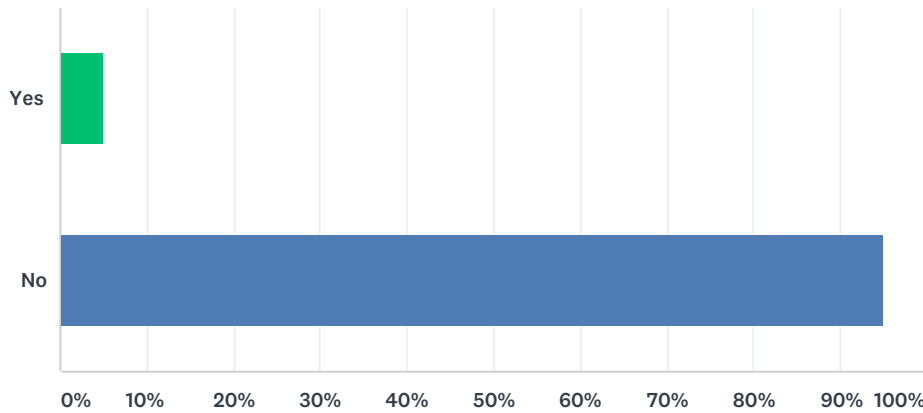
ANSWER CHOICES	RESPONSES	
January	7.14%	12
February	11.31%	19
March	10.71%	18
April	10.12%	17
May	7.74%	13
June	20.83%	35
July	16.67%	28
August	9.52%	16

MARKERS This survey informs the work of the independent Office of Tasmanian Assessment, Standards and Certification (TASC) 2017 External assessment processes review. The survey closes at 5:00 pm Thursday 31 May. Thank you for your feedback

September	2.98%	5
October	1.79%	3
November	0.60%	1
December	0.60%	1
TOTAL		168

Q7 It is a stipulation of the State Service Act 2000 that all employees must have a Registration to Work with Vulnerable People (RWVP) Employment status. Did you need to apply for an RWVP employment status or upgrade from an RWVP volunteer status to work with TASC in 2017?

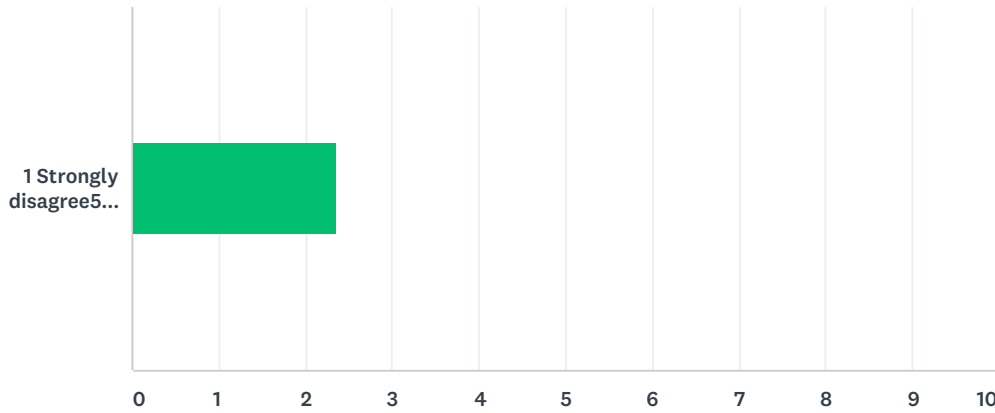
Answered: 177 Skipped: 9



ANSWER CHOICES		RESPONSES	
Yes		5.08%	9
No		94.92%	168
TOTAL			177

Q8 Did you receive appropriate communication from TASC throughout the recruitment process?

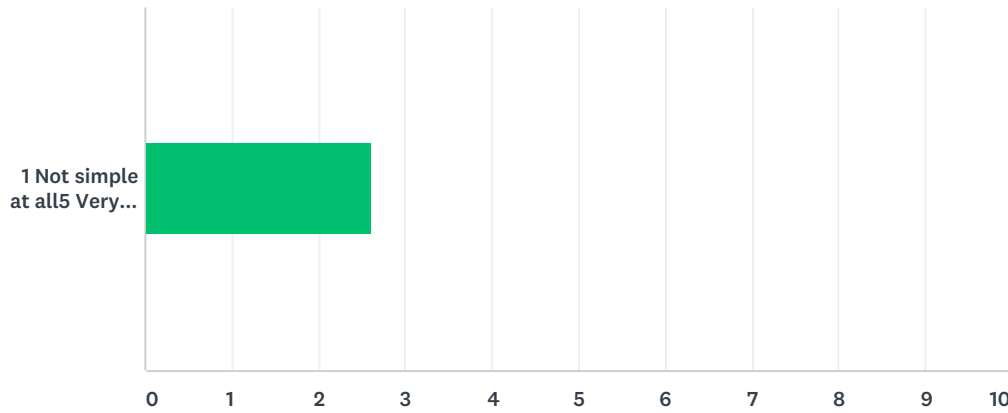
Answered: 177 Skipped: 9



	1	2	3	4	5	TOTAL	WEIGHTED AVERAGE
1 Strongly disagree5 Strongly agree	31.07%	24.29%	27.68%	11.86%	5.08%	177	2.36
	55	43	49	21	9		

Q9 Was the employment paperwork simple to complete?

Answered: 174 Skipped: 12



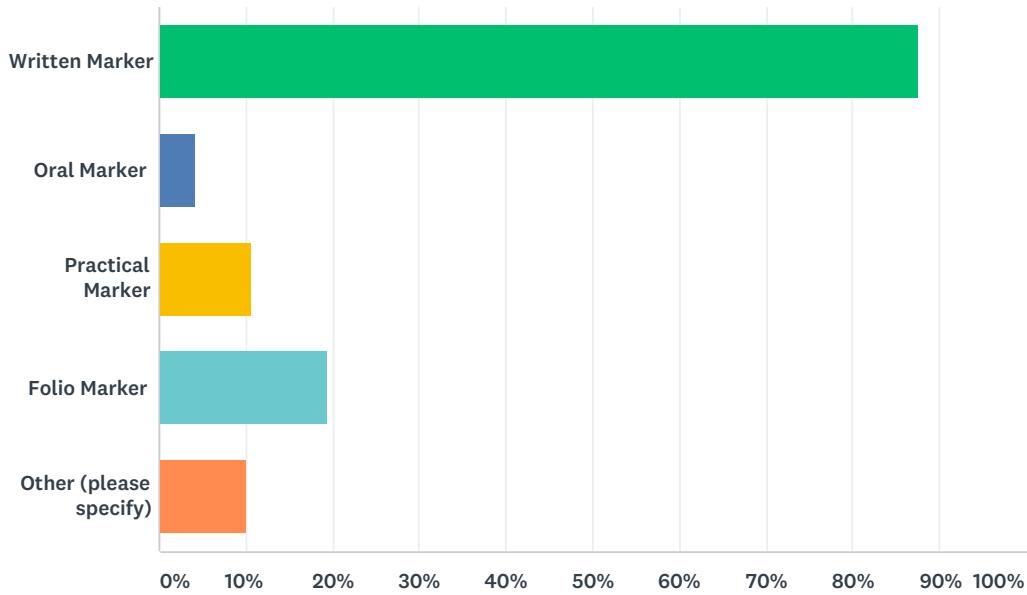
	1	2	3	4	5	TOTAL	WEIGHTED AVERAGE
1 Not simple at all 5 Very simple	21.84%	27.01%	27.59%	15.52%	8.05%	174	2.61
	38	47	48	27	14		

Q10 Do you have any additional comments about your recruitment experience with TASC in 2017?

Answered: 101 Skipped: 85

Q11 Which of the following best describes your role with TASC? Select all that apply.

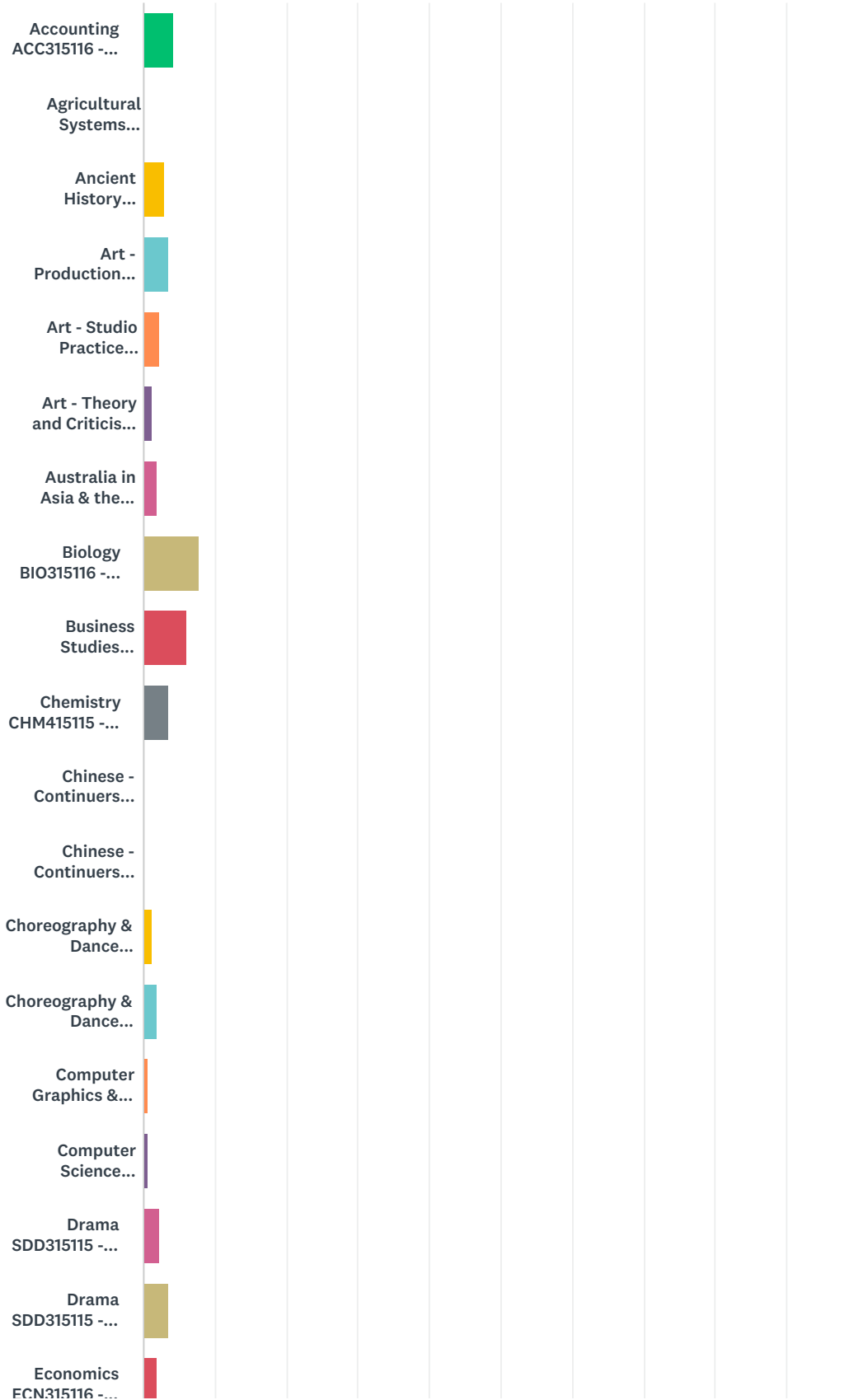
Answered: 169 Skipped: 17

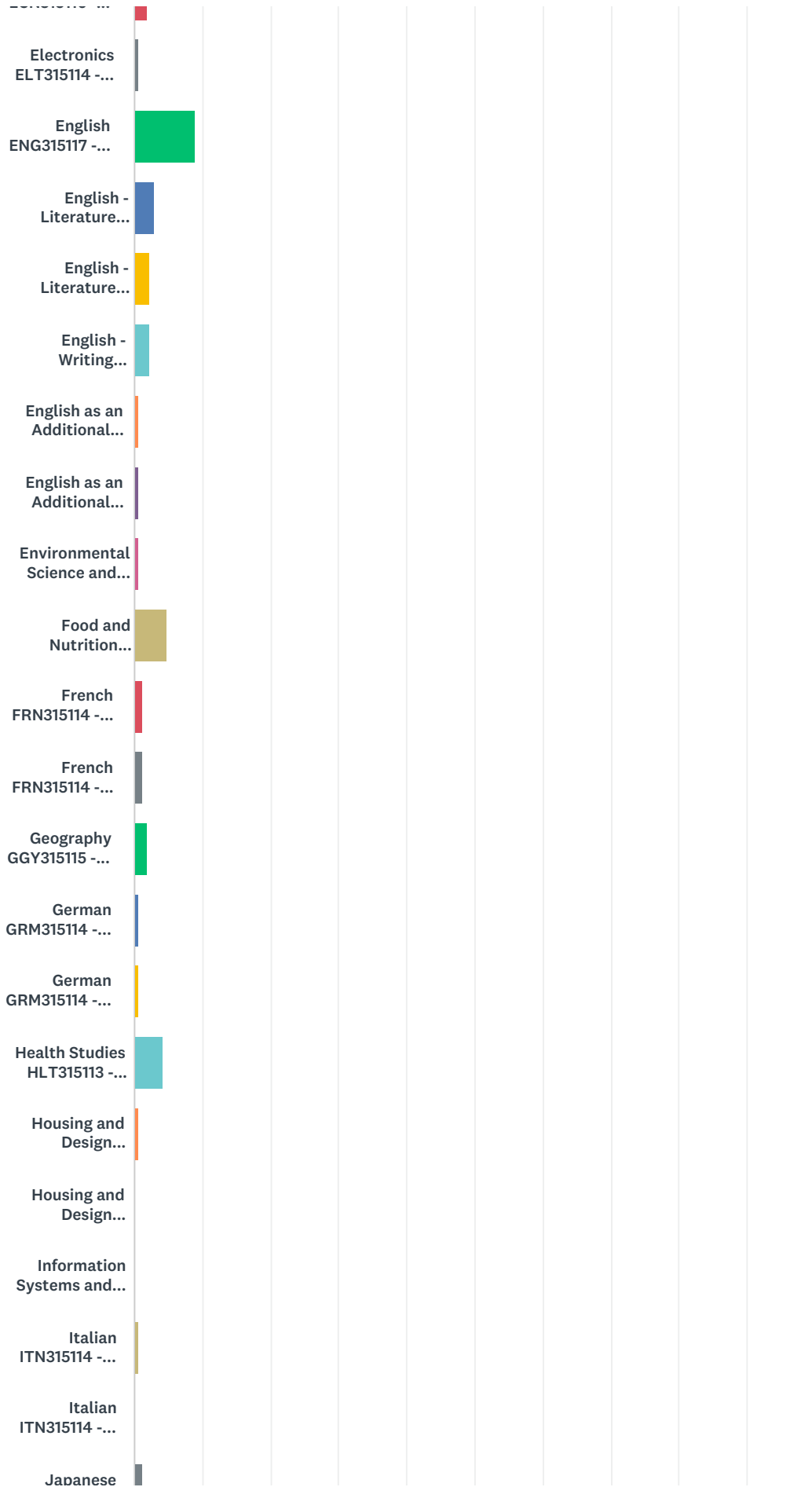


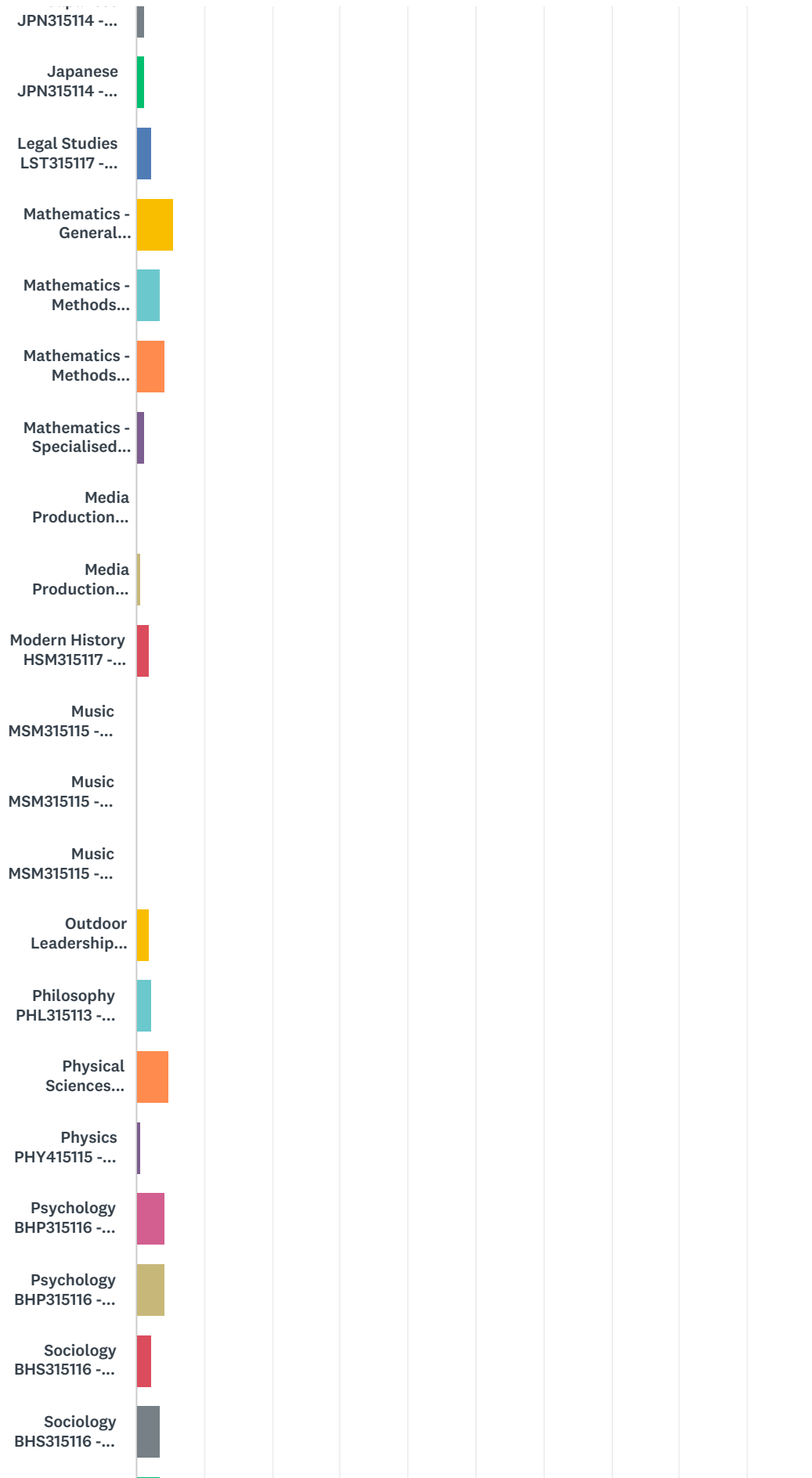
ANSWER CHOICES	RESPONSES	
Written Marker	87.57%	148
Oral Marker	4.14%	7
Practical Marker	10.65%	18
Folio Marker	19.53%	33
Other (please specify)	10.06%	17
Total Respondents: 169		

Q12 What courses did you mark? Please select all that apply.

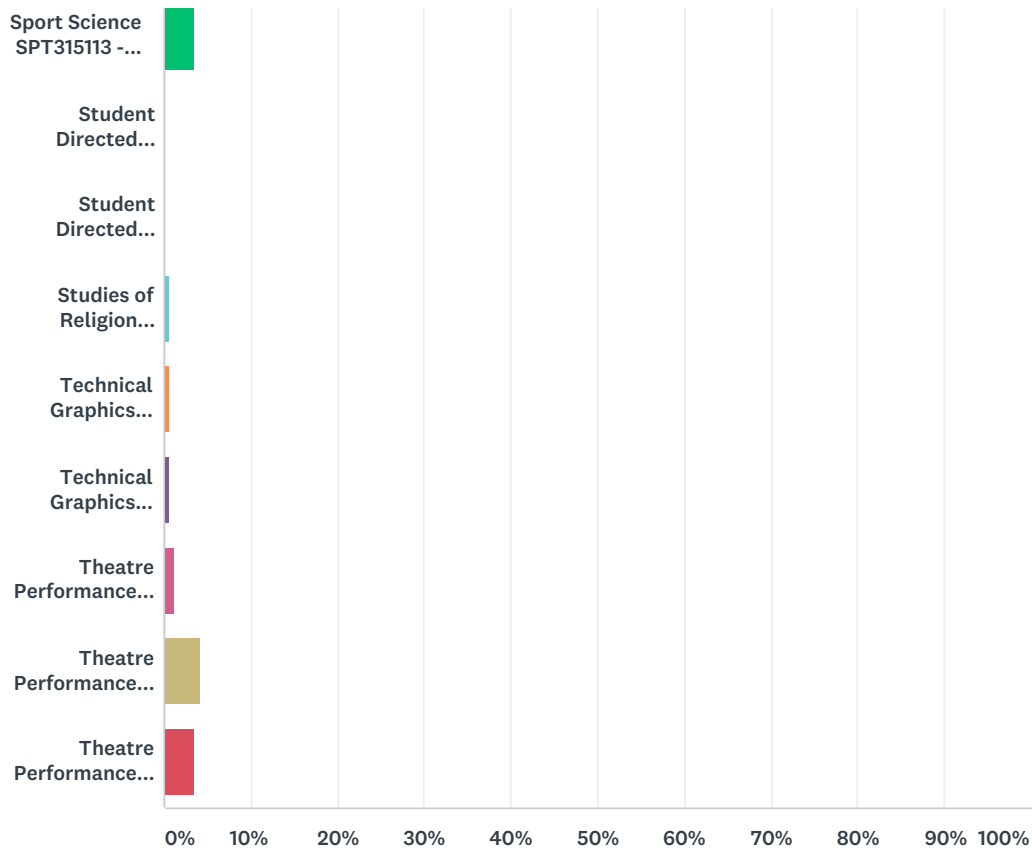
Answered: 167 Skipped: 19







MARKERS This survey informs the work of the independent Office of Tasmanian Assessment, Standards and Certification (TASC) 2017 External assessment processes review. The survey closes at 5:00 pm Thursday 31 May. Thank you for your feedback



ANSWER CHOICES	RESPONSES	
Accounting ACC315116 - WRITTEN EXAM	4.19%	7
Agricultural Systems ARG315117 - WRITTEN EXAM	0.00%	0
Ancient History ANH315117 - WRITTEN EXAM	2.99%	5
Art - Production ART315117 - PRACTICAL EXAM	3.59%	6
Art - Studio Practice ART315214 - PRACTICAL EXAM	2.40%	4
Art - Theory and Criticism ARA315116 - FOLIO	1.20%	2
Australia in Asia & the Pacific AAP315116 - WRITTEN EXAM	1.80%	3
Biology BIO315116 - WRITTEN EXAM	7.78%	13
Business Studies BST315116 - WRITTEN EXAM	5.99%	10
Chemistry CHM415115 - WRITTEN EXAM	3.59%	6
Chinese - Continuers CHN315114 - WRITTEN EXAM	0.00%	0
Chinese - Continuers CHN315114 - ORAL EXAM	0.00%	0
Choreography & Dance Performance DNC315115 - FOLIO	1.20%	2
Choreography & Dance Performance DNC315115 - PRACTICAL EXAM	1.80%	3
Computer Graphics & Design CGD315113 - WRITTEN EXAM	0.60%	1
Computer Science ITC315113 - WRITTEN EXAM	0.60%	1
Drama SDD315115 - WRITTEN EXAM	2.40%	4

MARKERS This survey informs the work of the Independent Office of Tasmanian Assessment, Standards and Certification (TASC) 2017 External assessment processes review. The survey closes at 5:00 pm Thursday 31 May. Thank you for your feedback

SurveyMonkey

Drama SDD315115 - PRATICAL EXAM	3.59%	6
Economics ECN315116 - WRITTEN EXAM	1.80%	3
Electronics ELT315114 - WRITTEN EXAM	0.60%	1
English ENG315117 - WRITTEN EXAM	8.98%	15
English - Literature ENL315114 - WRITTEN EXAM	2.99%	5
English - Literature ENL315114 - FOLIO	2.40%	4
English - Writing ENW315114 - FOLIO	2.40%	4
English as an Additional Language or Dialect EAL315115 - WRITTEN EXAM	0.60%	1
English as an Additional Language or Dialect EAL315115 - ORAL EXAM	0.60%	1
Environmental Science and Society ESS315114 - WRITTEN EXAM	0.60%	1
Food and Nutrition FDN315113 - WRITTEN EXAM	4.79%	8
French FRN315114 - WRITTEN EXAM	1.20%	2
French FRN315114 - ORAL EXAM	1.20%	2
Geography GGY315115 - WRITTEN EXAM	1.80%	3
German GRM315114 - WRITTEN EXAM	0.60%	1
German GRM315114 - ORAL EXAM	0.60%	1
Health Studies HLT315113 - WRITTEN EXAM	4.19%	7
Housing and Design HDS315113 - WRITTEN EXAM	0.60%	1
Housing and Design HDS315113 - FOLIO	0.00%	0
Information Systems and Digital Technologies ITS315113 - WRITTEN EXAM	0.00%	0
Italian ITN315114 - WRITTEN EXAM	0.60%	1
Italian ITN315114 - ORAL EXAM	0.00%	0
Japanese JPN315114 - WRITTEN EXAM	1.20%	2
Japanese JPN315114 - ORAL EXAM	1.20%	2
Legal Studies LST315117 - WRITTEN EXAM	2.40%	4
Mathematics - General MTG315115 - WRITTEN EXAM	5.39%	9
Mathematics - Methods MTM415117 - WRITTEN EXAM	3.59%	6
Mathematics - Methods Foundation MTM315117 - WRITTEN EXAM	4.19%	7
Mathematics - Specialised MTS415114 - WRITTEN EXAM	1.20%	2
Media Production MED315117 - WRITTEN EXAM	0.00%	0
Media Production MED315117 - FOLIO	0.60%	1
Modern History HSM315117 - WRITTEN EXAM	1.80%	3
Music MSM315115 - WRITTEN EXAM	0.00%	0
Music MSM315115 - ORAL EXAM	0.00%	0
Music MSM315115 - FOLIO	0.00%	0

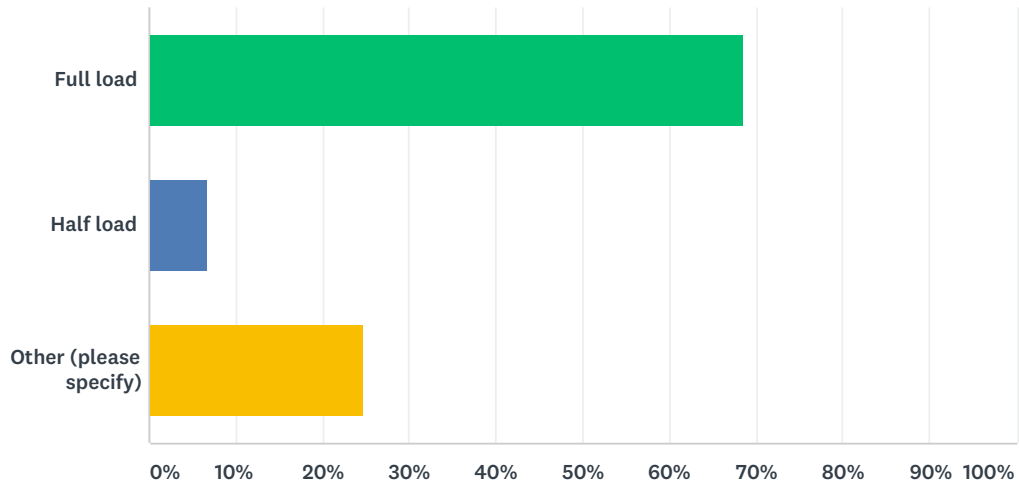
MARKERS This survey informs the work of the independent Office of Tasmanian Assessment, Standards and Certification (TASC) 2017 External assessment processes review. The survey closes at 5:00 pm Thursday 31 May. Thank you for your feedback

SurveyMonkey

Outdoor Leadership OXP315113 - WRITTEN EXAM	1.80%	3
Philosophy PHL315113 - WRITTEN EXAM	2.40%	4
Physical Sciences PSC315114 - WRITTEN EXAM	4.79%	8
Physics PHY415115 - WRITTEN EXAM	0.60%	1
Psychology BHP315116 - WRITTEN EXAM	4.19%	7
Psychology BHP315116 - FOLIO	4.19%	7
Sociology BHS315116 - WRITTEN EXAM	2.40%	4
Sociology BHS315116 - FOLIO	3.59%	6
Sport Science SPT315113 - WRITTEN EXAM	3.59%	6
Student Directed Inquiry SDI315117 - WRITTEN EXAM	0.00%	0
Student Directed Inquiry SDI315117 - FOLIO	0.00%	0
Studies of Religion REL315116 - WRITTEN EXAM	0.60%	1
Technical Graphics TEG315115 - WRITTEN EXAM	0.60%	1
Technical Graphics TEG315115 - FOLIO	0.60%	1
Theatre Performance SDP315115 - WRITTEN EXAM	1.20%	2
Theatre Performance SDP315115 - PRACTICAL EXAM	4.19%	7
Theatre Performance SDP315115 - FOLIO	3.59%	6
Total Respondents: 167		

Q13 What written marking load did you undertake in 2017?

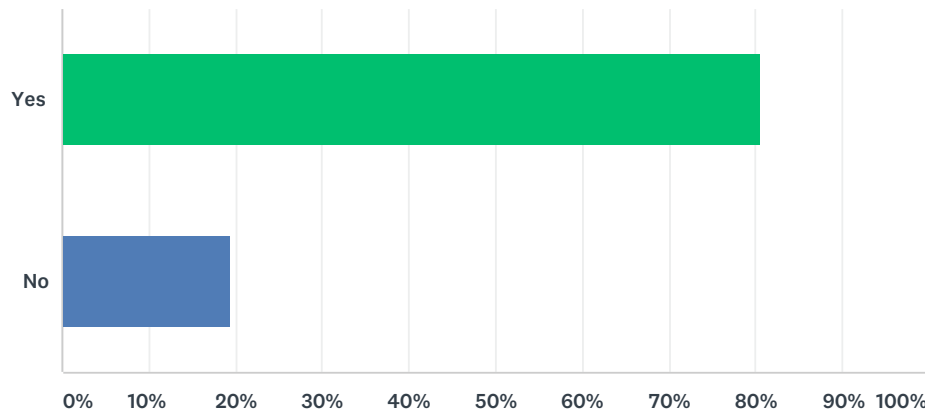
Answered: 162 Skipped: 24



ANSWER CHOICES	RESPONSES	
Full load	68.52%	111
Half load	6.79%	11
Other (please specify)	24.69%	40
TOTAL		162

Q14 Were written papers evenly distributed amongst all markers according to whether they were marking a full or half load?

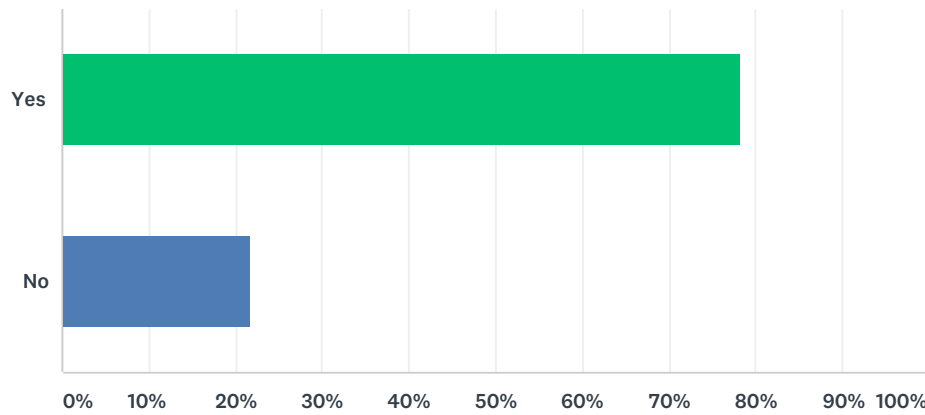
Answered: 144 Skipped: 42



ANSWER CHOICES	RESPONSES	
Yes	80.56%	116
No	19.44%	28
TOTAL		144

Q15 Was the written exam paper marking load in line with your expectations?

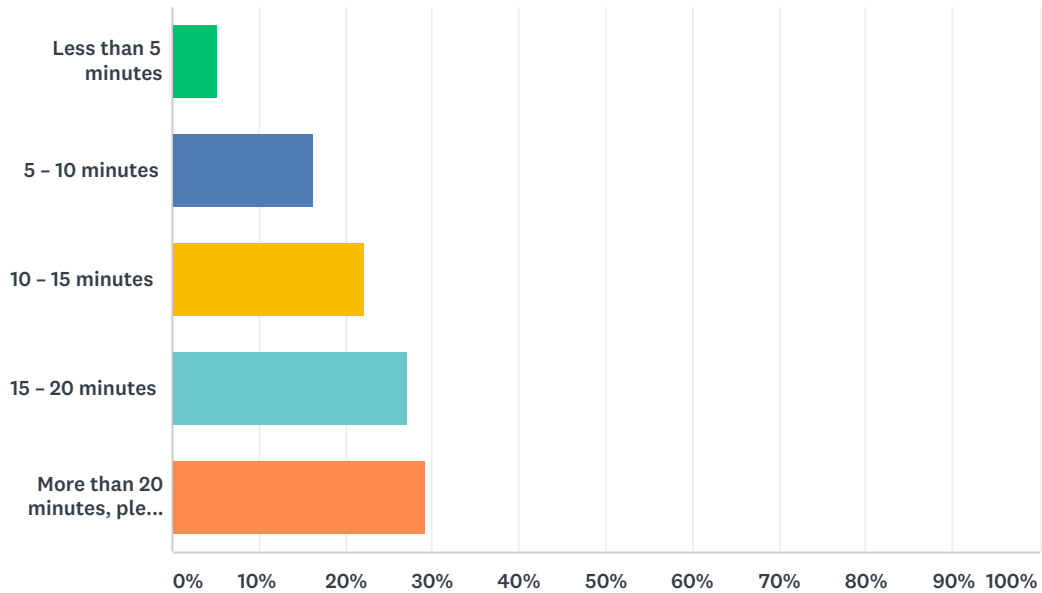
Answered: 152 Skipped: 34



ANSWER CHOICES	RESPONSES	
Yes	78.29%	119
No	21.71%	33
TOTAL		152

Q16 How long did each written paper take to mark approximately?

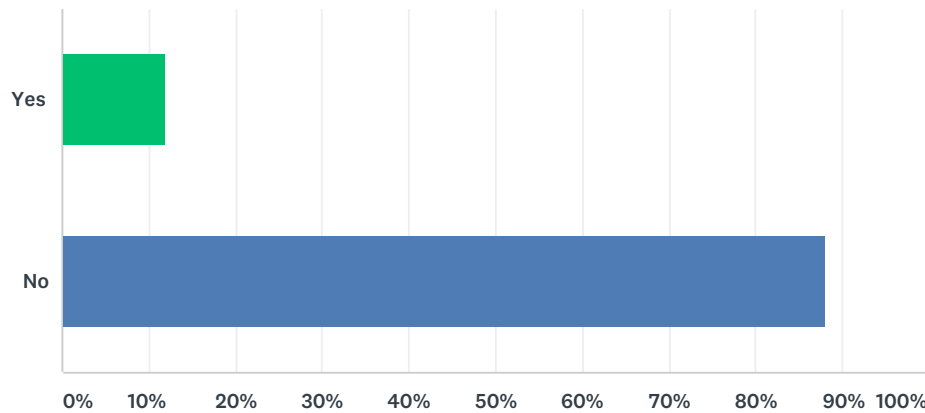
Answered: 154 Skipped: 32



ANSWER CHOICES	RESPONSES	
Less than 5 minutes	5.19%	8
5 - 10 minutes	16.23%	25
10 - 15 minutes	22.08%	34
15 - 20 minutes	27.27%	42
More than 20 minutes, please specify	29.22%	45
TOTAL		154

Q17 Were you provided with an indication of how long each written paper should take to mark?

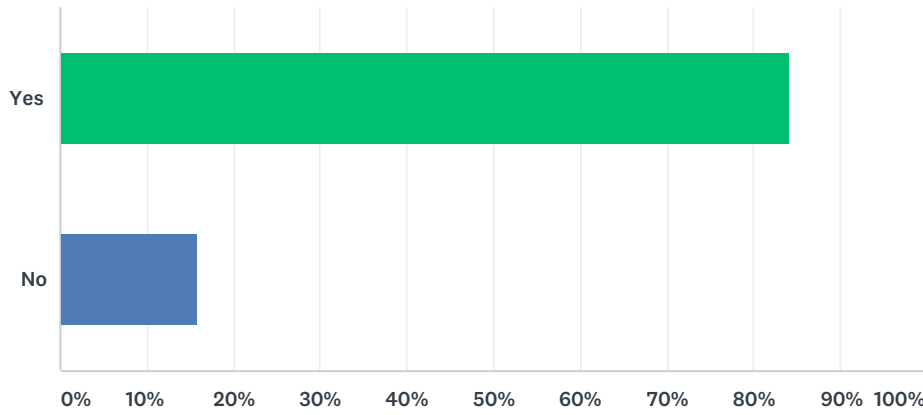
Answered: 151 Skipped: 35



ANSWER CHOICES	RESPONSES	
Yes	11.92%	18
No	88.08%	133
TOTAL		151

Q18 Did you complete your marking in the suggested time?

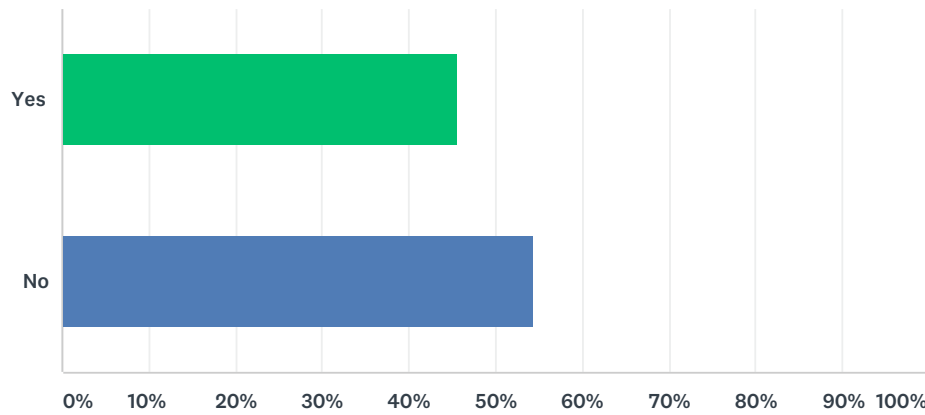
Answered: 150 Skipped: 36



ANSWER CHOICES	RESPONSES	
Yes	84.00%	126
No	16.00%	24
TOTAL		150

Q19 Would it be useful to be provided with an indication on how long each written paper should take to mark?

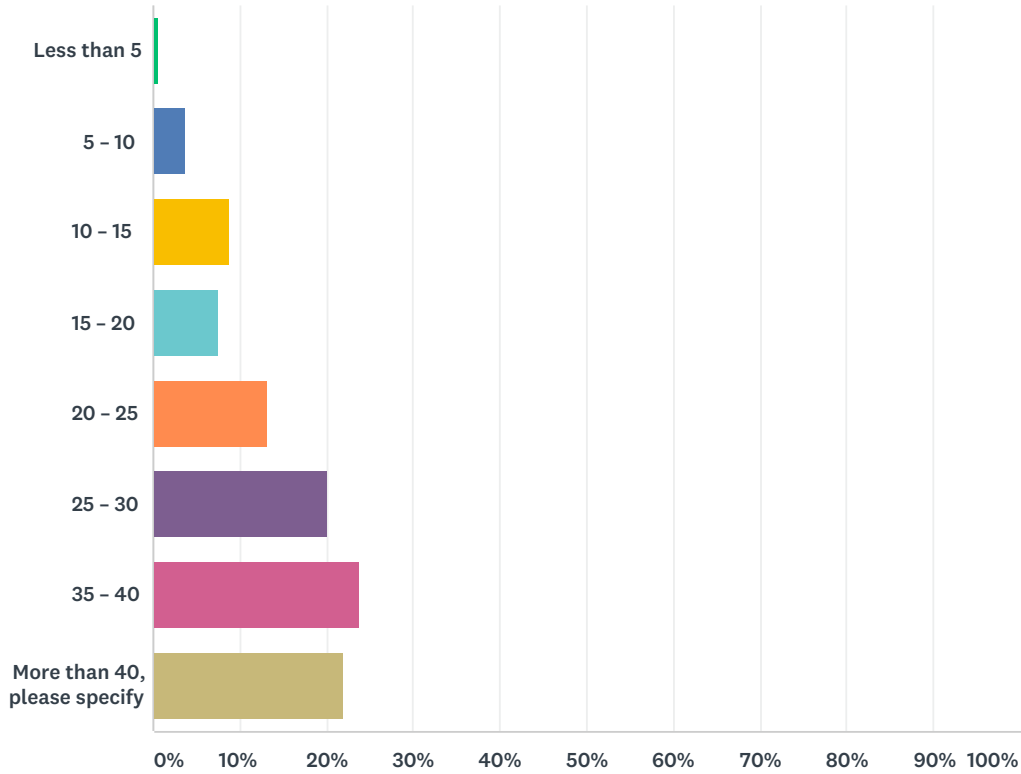
Answered: 151 Skipped: 35



ANSWER CHOICES	RESPONSES	
Yes	45.70%	69
No	54.30%	82
TOTAL		151

Q20 How many hours did you take to complete your marking load?

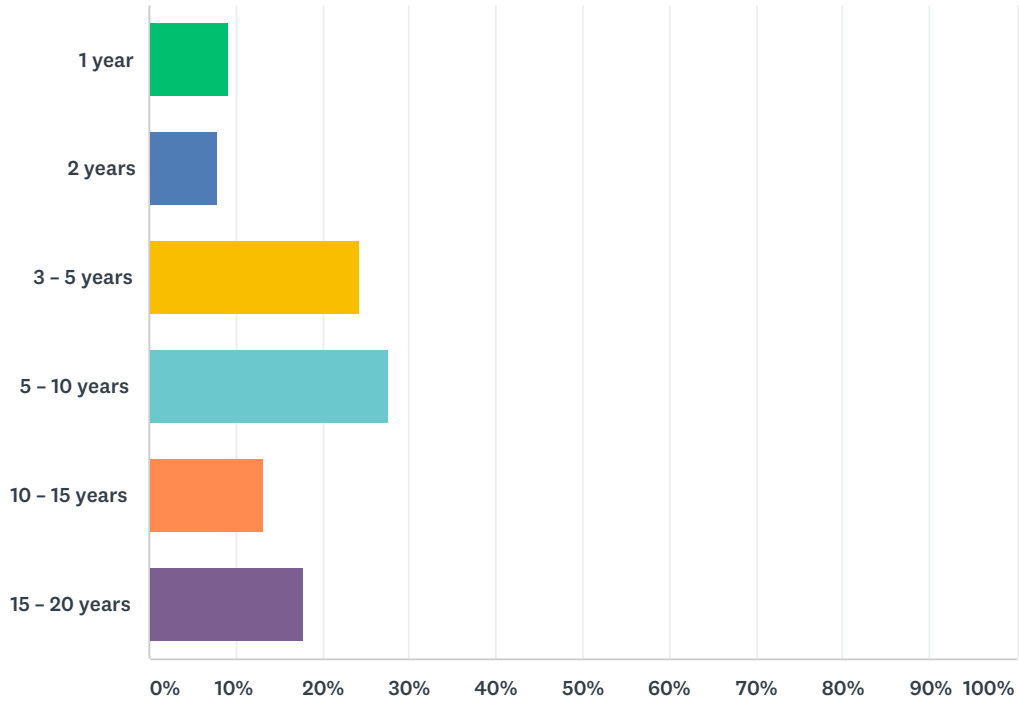
Answered: 159 Skipped: 27



ANSWER CHOICES	RESPONSES	
Less than 5	0.63%	1
5 - 10	3.77%	6
10 - 15	8.81%	14
15 - 20	7.55%	12
20 - 25	13.21%	21
25 - 30	20.13%	32
35 - 40	23.90%	38
More than 40, please specify	22.01%	35
TOTAL		159

Q21 How long have you taught the course(s) you marked?

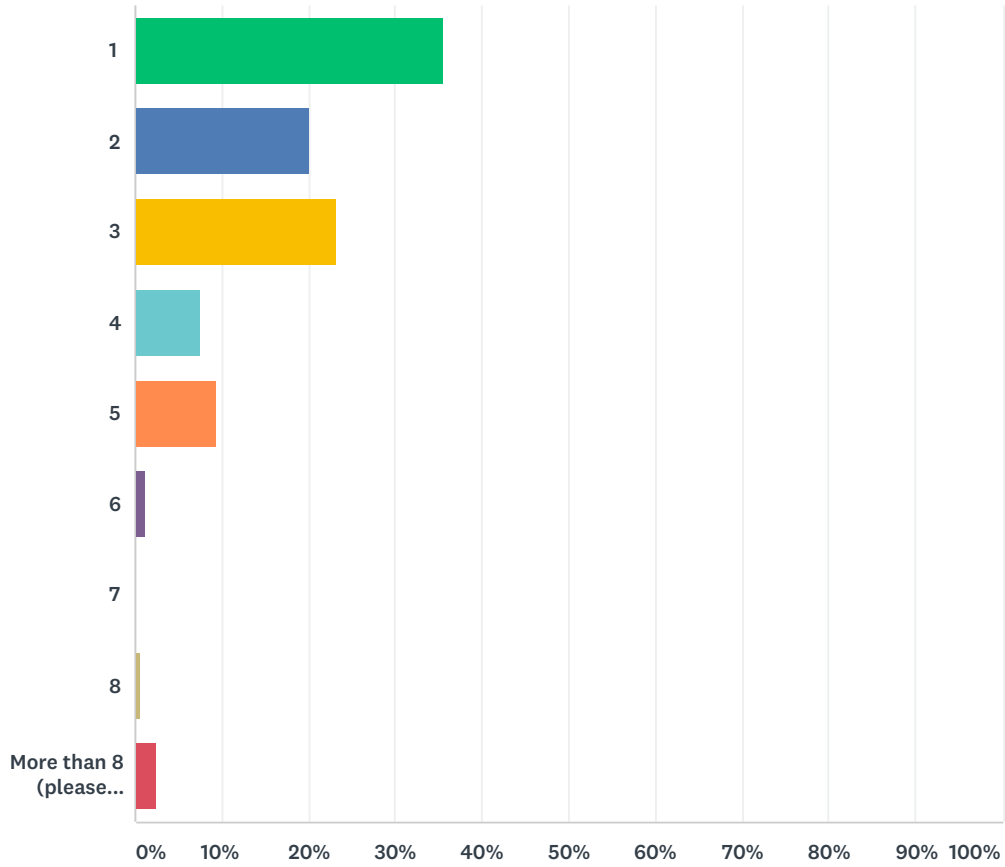
Answered: 152 Skipped: 34



ANSWER CHOICES	RESPONSES	
1 year	9.21%	14
2 years	7.89%	12
3 - 5 years	24.34%	37
5 - 10 years	27.63%	42
10 - 15 years	13.16%	20
15 - 20 years	17.76%	27
TOTAL		152

Q22 How many criteria were you assessing when marking each paper?

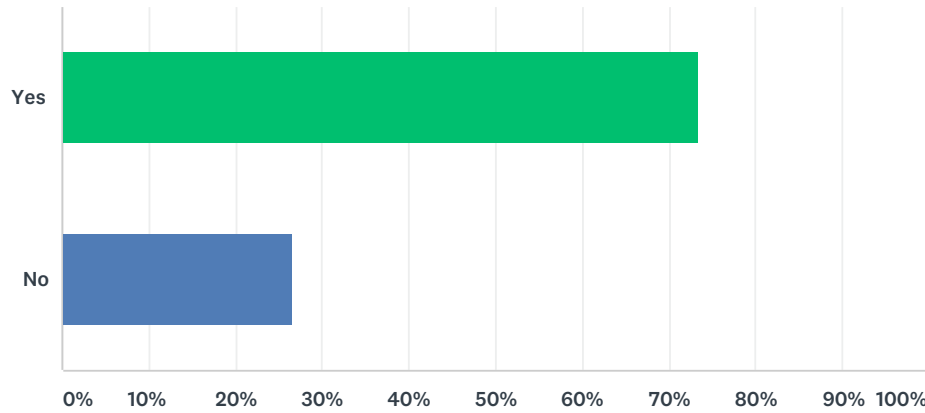
Answered: 160 Skipped: 26



ANSWER CHOICES	RESPONSES	
1	35.63%	57
2	20.00%	32
3	23.13%	37
4	7.50%	12
5	9.38%	15
6	1.25%	2
7	0.00%	0
8	0.63%	1
More than 8 (please specify)	2.50%	4
TOTAL		160

Q23 Were you provided with an answer set or marking tool for your marking work?

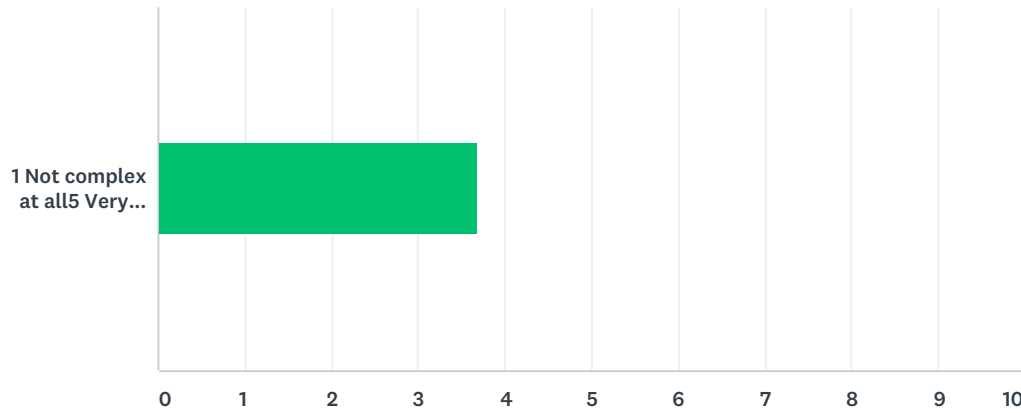
Answered: 158 Skipped: 28



ANSWER CHOICES	RESPONSES	
Yes	73.42%	116
No	26.58%	42
TOTAL		158

Q24 How complex do you consider your external assessment marking?

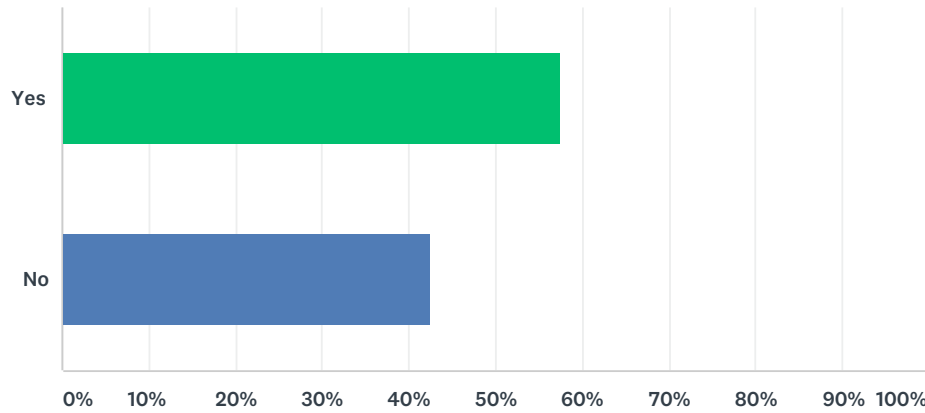
Answered: 163 Skipped: 23



	1	2	3	4	5	TOTAL	WEIGHTED AVERAGE
1 Not complex at all5 Very complex	5.52%	8.59%	23.93%	35.58%	26.38%	163	3.69
	9	14	39	58	43		

Q25 Were there enough markers in your team?

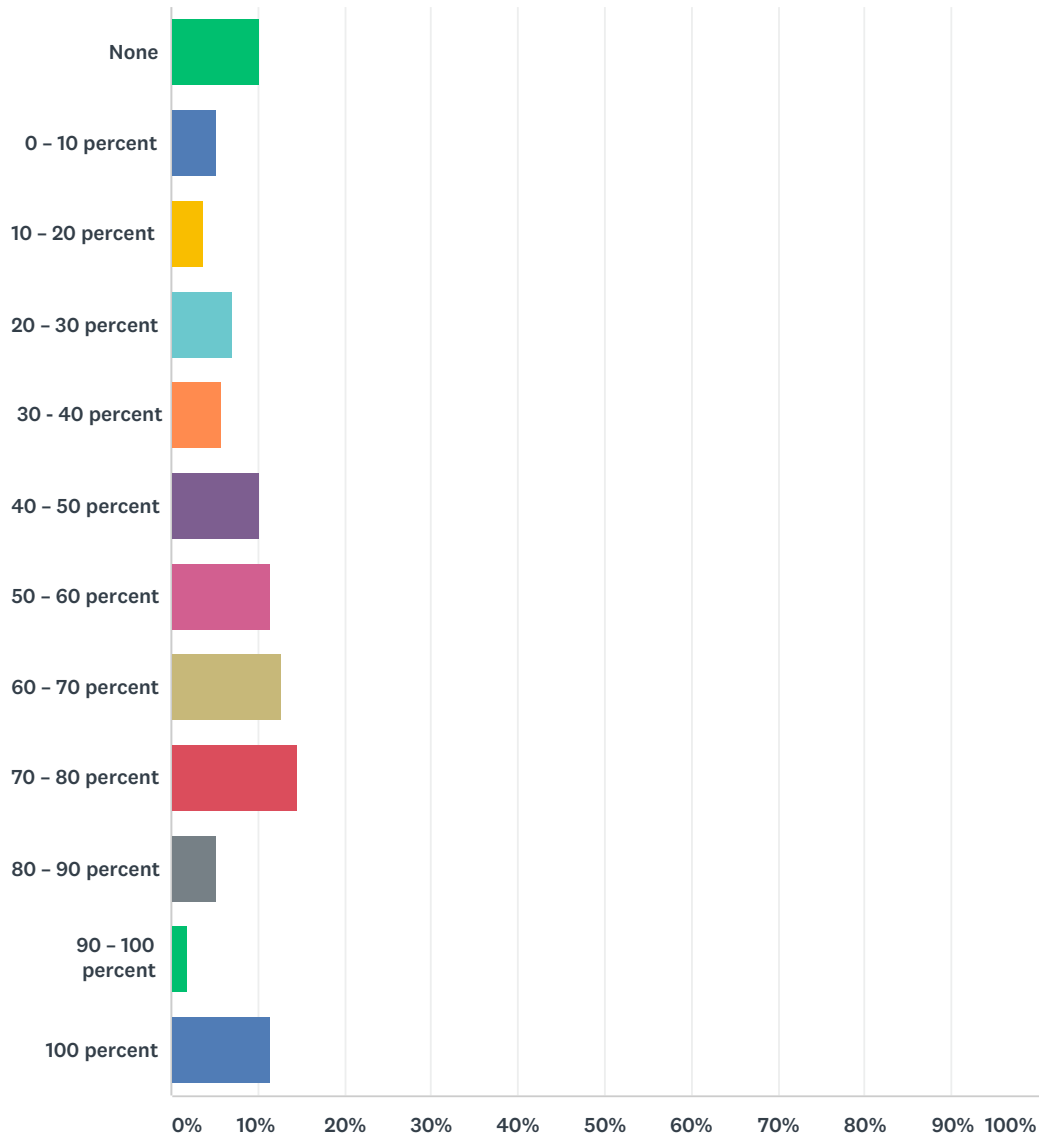
Answered: 160 Skipped: 26



ANSWER CHOICES	RESPONSES	
Yes	57.50%	92
No	42.50%	68
TOTAL		160

Q26 What percentage of your marking load did you mark in your normal work hours?

Answered: 156 Skipped: 30



ANSWER CHOICES	RESPONSES	
None	10.26%	16
0 - 10 percent	5.13%	8
10 - 20 percent	3.85%	6
20 - 30 percent	7.05%	11
30 - 40 percent	5.77%	9
40 - 50 percent	10.26%	16
50 - 60 percent	11.54%	18

MARKERS This survey informs the work of the independent Office of Tasmanian Assessment, Standards and Certification (TASC) 2017 External assessment processes review. The survey closes at 5:00 pm Thursday 31 May. Thank you for your feedback

SurveyMonkey

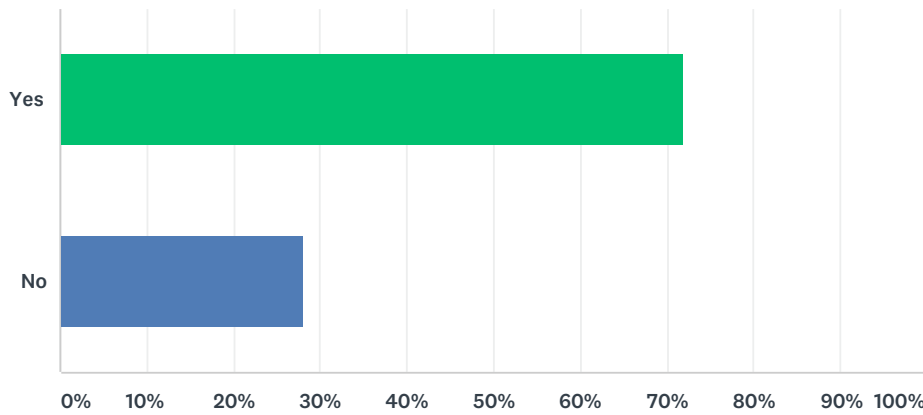
60 – 70 percent	12.82%	20
70 – 80 percent	14.74%	23
80 – 90 percent	5.13%	8
90 – 100 percent	1.92%	3
100 percent	11.54%	18
TOTAL		156

Q27 Do you have any additional comments about marking with TASC in 2017?

Answered: 66 Skipped: 120

Q28 Did you find the payment paperwork provided by TASC simple to fill out?

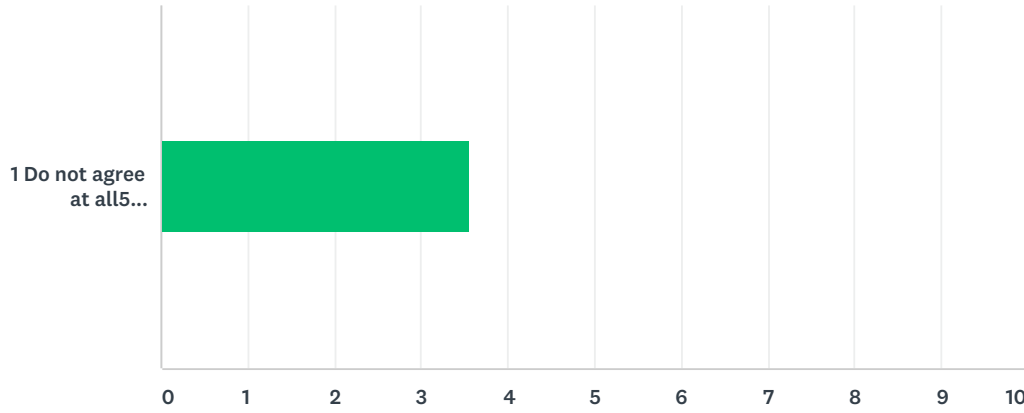
Answered: 160 Skipped: 26



ANSWER CHOICES	RESPONSES	
Yes	71.88%	115
No	28.13%	45
TOTAL		160

Q29 Were you paid in a timely manner

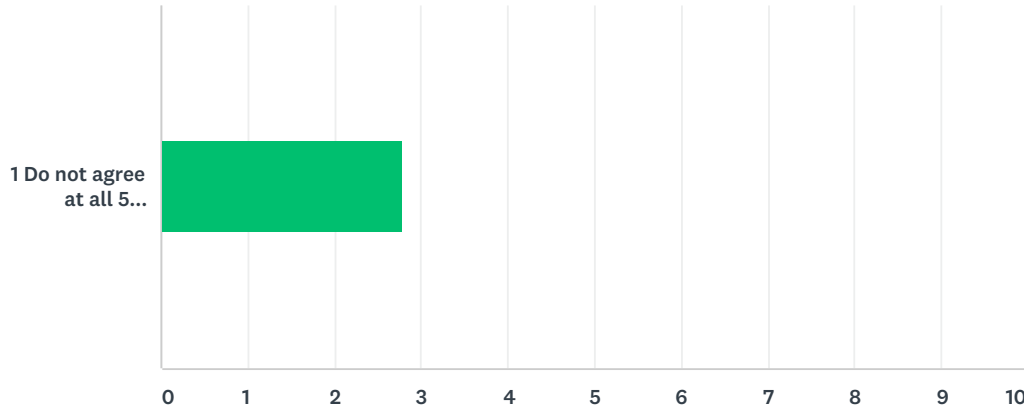
Answered: 162 Skipped: 24



	1	2	3	4	5	TOTAL	WEIGHTED AVERAGE
1 Do not agree at all5 Completely agree	9.88% 16	6.79% 11	24.69% 40	35.19% 57	23.46% 38	162	3.56

Q30 Was the remuneration fair for the work you undertook?

Answered: 161 Skipped: 25



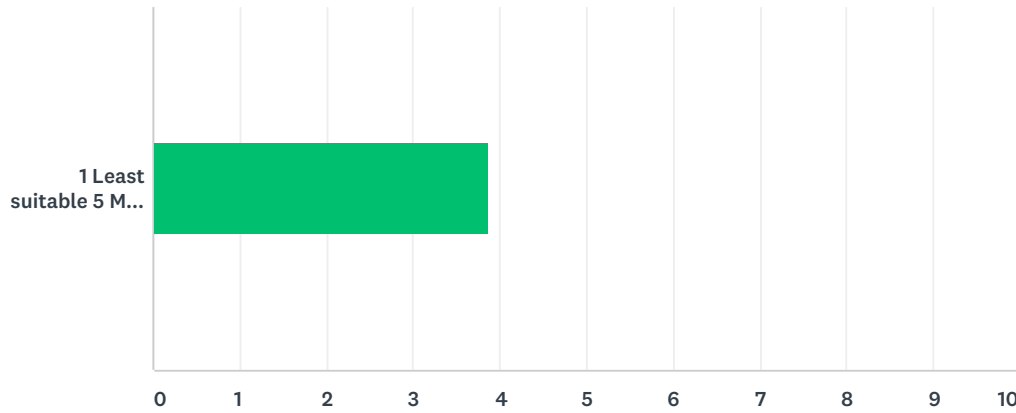
	1	2	3	4	5	TOTAL	WEIGHTED AVERAGE
1 Do not agree at all 5 Completely agree	19.25% 31	20.50% 33	30.43% 49	21.74% 35	8.07% 13	161	2.79

Q31 Do you have any additional comments about TASC payment regarding 2017 TASC external assessment processes?

Answered: 48 Skipped: 138

Q32 Were venues and facilities where you undertook your work suitable for the work?

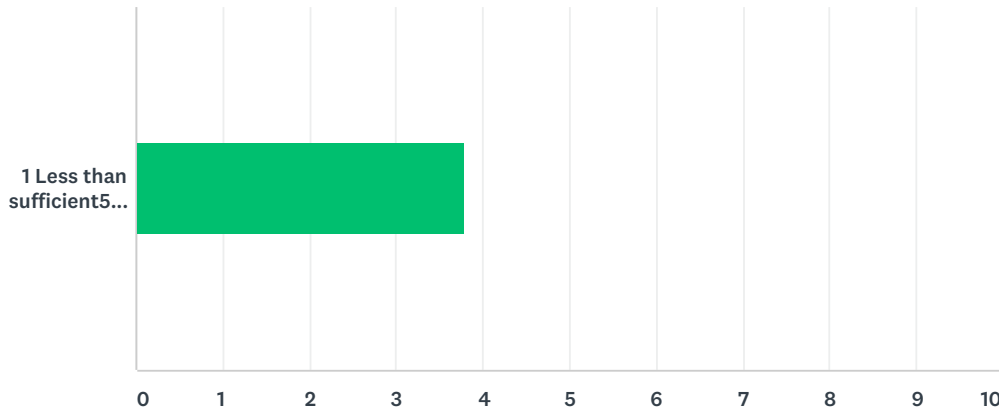
Answered: 165 Skipped: 21



	1	2	3	4	5	TOTAL	WEIGHTED AVERAGE
1 Least suitable 5 Most suitable	3.64%	6.06%	23.03%	34.55%	32.73%	165	3.87
	6	10	38	57	54		

Q33 Were you provided with sufficient resources and information to undertake your work?

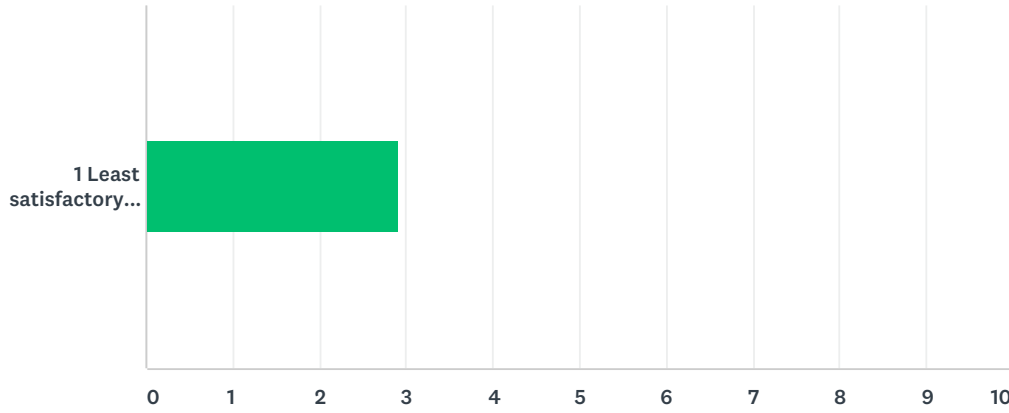
Answered: 163 Skipped: 23



	1	2	3	4	5	TOTAL	WEIGHTED AVERAGE
1 Less than sufficient5 More than sufficient	3.68%	6.13%	23.31%	41.10%	25.77%	163	3.79
	6	10	38	67	42		

Q34 If catering was provided, was it satisfactory?

Answered: 157 Skipped: 29



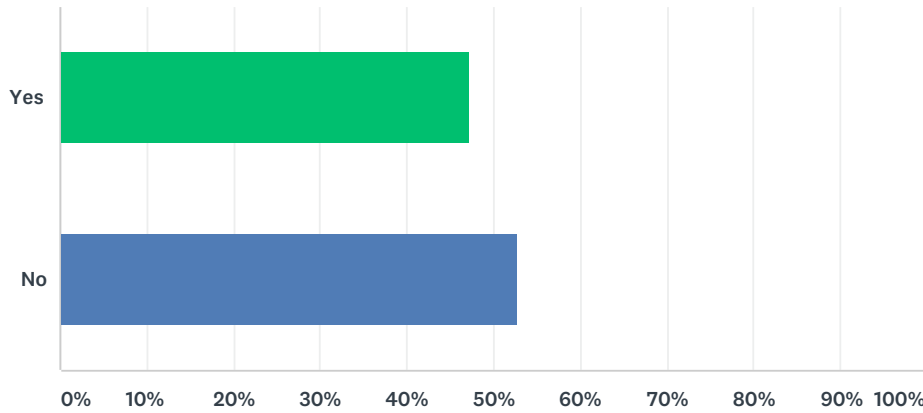
	1	2	3	4	5	TOTAL	WEIGHTED AVERAGE
1 Least satisfactory5 Most satisfactory	20.38%	17.83%	24.84%	24.20%	12.74%		
	32	28	39	38	20	157	2.91

Q35 Do you have any additional comments about operational matters regarding 2017 TASC external assessment processes?

Answered: 34 Skipped: 152

Q36 Did you receive training and/ or attend an information session with TASC before undertaking your work with TASC?

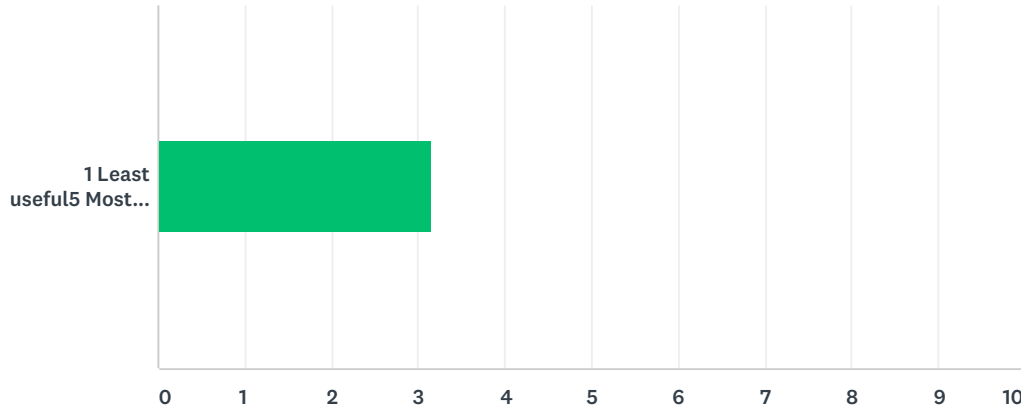
Answered: 163 Skipped: 23



ANSWER CHOICES	RESPONSES	
Yes	47.24%	77
No	52.76%	86
TOTAL		163

Q37 Did you find the training and/ or information session useful?

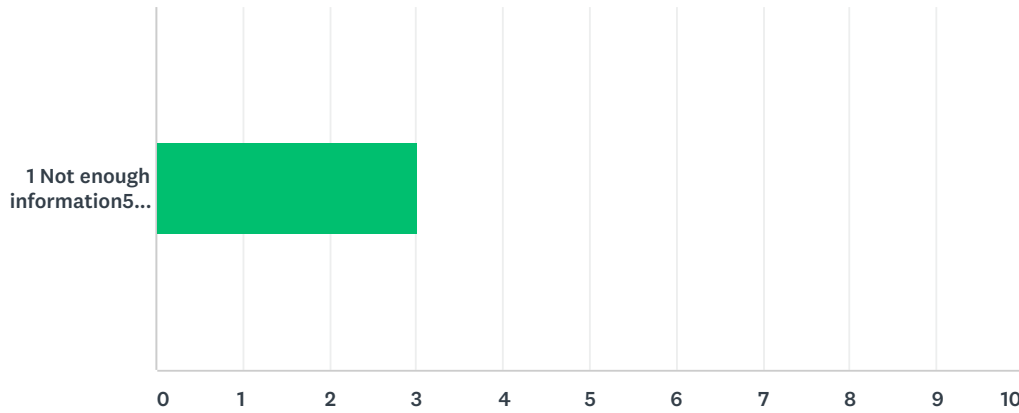
Answered: 106 Skipped: 80



	1	2	3	4	5	TOTAL	WEIGHTED AVERAGE
1 Least useful5 Most useful	18.87%	8.49%	30.19%	22.64%	19.81%	106	3.16
	20	9	32	24	21		

Q38 Did you receive sufficient information and support from TASC about other matters relevant to your role?

Answered: 149 Skipped: 37



	1	2	3	4	5	TOTAL	WEIGHTED AVERAGE
1 Not enough information5 More than enough information	8.05% 12	13.42% 20	52.35% 78	21.48% 32	4.70% 7	149	3.01

Q39 Do you have any additional comments about TASC communication matters regarding 2017 TASC External assessment processes?

Answered: 25 Skipped: 161

Q40 Please provide any additional feedback in relation to 2017 TASC external assessment processes as outlined in the review Terms of Reference - covering recruitment, marking loads, payment, operational logistics and communications.

Answered: 53 Skipped: 133