

# Types of Academic Dishonesty




Cartoon  
^

## A Guide for Students



OFFICE OF TASMANIAN  
ASSESSMENT, STANDARDS  
& CERTIFICATION

# Copying



## WHAT HAPPENED NEXT...



THE PICTURES AND GRAPHS INCLUDED IN THE ESSAY WERE NOT REFERENCED FROM THEIR ORIGINAL SOURCE. THIS IS DEEMED AS COPYING.

COPYING USES THE SAME (OR SIMILAR) WORDS, IDEAS, OR IMAGES FROM A SOURCE OF INFORMATION WITHOUT APPROPRIATELY REFERENCING.

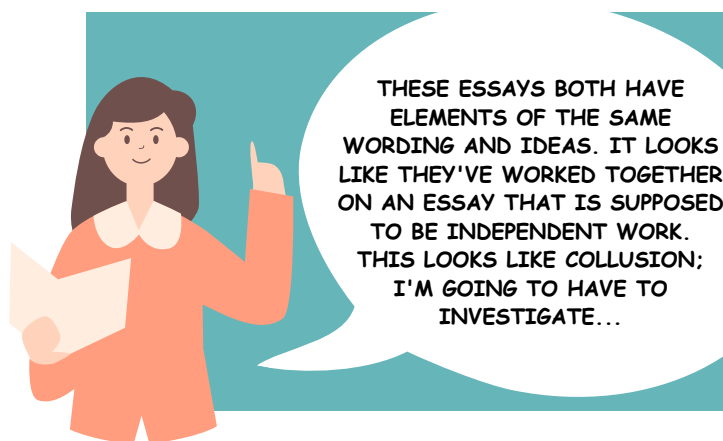
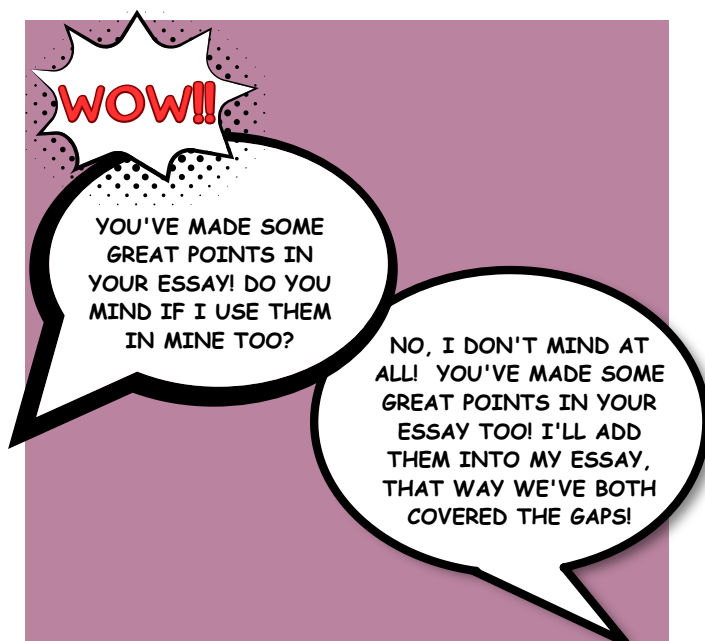


## HELPFUL HINTS!

IF YOU AREN'T SURE WHETHER SOMETHING NEEDS TO BE REFERENCED, ALWAYS CHECK WITH YOUR TEACHER BEFORE YOU SUBMIT YOUR WORK.

REMEMBER THAT IF YOU USE PICTURES, TABLES AND GRAPHS FROM AN EXTERNAL SOURCE THEY NEED TO BE REFERENCED AS WELL! IF YOU ARE USING YOUR OWN PICTURES; THEY NEED TO BE REFERENCED TOO.

# Collusion



## OUTCOME

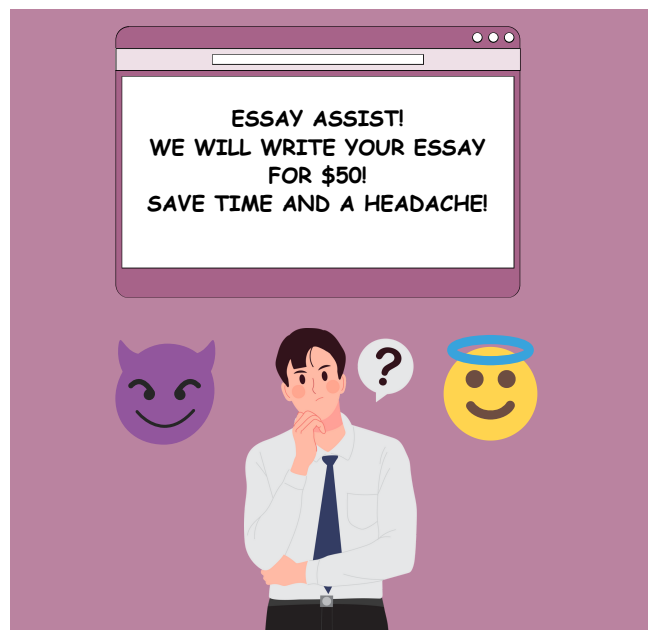


**COLLUSION OCCURS BETWEEN TWO OR MORE INDIVIDUALS. IN THIS SCENARIO BOTH STUDENTS WORKED WITH EACH OTHER, USING EACH OTHERS' IDEAS IN THEIR SUBMITTED WORK.**



**THE STUDENTS WERE TOLD THAT THIS WORK MUST BE COMPLETED INDEPENDENTLY. THEY WERE NOT ALLOWED TO WORK WITH EACH OTHER BUT DID ANYWAY. THIS IS ACADEMIC DISHONESTY BY COLLUSION.**


# Contract Cheating



## HELPFUL HINTS!

AS TEMPTING AS IT MIGHT BE TO PAY SOMEONE TO DO YOUR WORK...IT'S NEVER WORTH THE RISK! IF YOU'RE FINDING IT DIFFICULT TO MEET DEADLINES, TALK TO YOUR TEACHER. THEY MAY BE ABLE TO OFFER YOU SOME STRATEGIES TO HELP YOU MANAGE YOUR TIME BETTER.

# Inappropriate Paraphrasing



## WHAT HAPPENED NEXT...




THE TEACHER/MARKER HAD ACCESS TO THE PRESCRIBED TEXT AND COULD SEE THAT PARTS OF THE ESSAY WERE TOO SIMILAR TO THE AUTHOR'S — SOME SENTENCES WERE NEARLY IDENTICAL. THE STUDENT RECEIVED A 'NN' DUE TO INAPPROPRIATE PARAPHRASING.



IF YOU FIND IT TOO DIFFICULT TO REWORK THE AUTHOR'S WORDS INTO YOUR OWN, AND IT IS AN IMPORTANT ADDITION TO YOUR WORK, INCLUDE IT IN FULL AS A QUOTATION.

# Inappropriate Referencing



## WHAT HAPPENED NEXT...



THE TEACHER/MARKER FOUND MULTIPLE INCORRECT CITATIONS THROUGHOUT THE STUDENT'S WORK. THIS IS INAPPROPRIATE REFERENCING. AS A CONSEQUENCE, THE STUDENT WAS MARKED DOWN ON THEIR ASSESSMENT.



WHEN WORKING ON AN ASSESSMENT, YOU MIGHT FIND IT HELPFUL TO CITE/REFERENCE AS YOU GO. THAT WAY YOU WILL ALWAYS HAVE A CORRECT RECORD OF WHERE YOUR INFORMATION HAS COME FROM.

# Plagiarism



## WHAT HAPPENED NEXT...



THE TEACHER/MARKER HAD ACCESS TO THE PREVIOUSLY USED ESSAY.

UPON INVESTIGATION, IT WAS DETERMINED THAT THE STUDENT HAD PLAGIARISED THE ESSAY.


## HELPFUL HINTS!



MAKE SURE YOU START YOUR COURSE WORK EARLY ENOUGH SO THAT IF YOU ARE STRUGGLING, YOU CAN TALK WITH YOUR TEACHER TO SEE HOW THEY CAN HELP YOU.

NEVER USE PREVIOUSLY SUBMITTED WORK; YOUR WORK MUST BE YOUR OWN.

# Recycling



## HELPFUL HINTS!



EVEN WHEN YOU REUSE YOUR OWN WORK; YOU STILL NEED TO REFERENCE WHERE IT CAME FROM.



ALWAYS CHECK WITH YOUR TEACHER ABOUT WHETHER YOU'RE ABLE TO USE IDEAS FROM YOUR PREVIOUS WORK.